

# Linx 8900 Series

## PRINT PERFORMANCE TABLES



THINKING ALONG YOUR LINES

# LINX 8900 / 8910 / 8920 / 8940

## MESSAGE STYLES

The print performance tables show examples of the different Message Styles printed by the Linx 8900 Series.

They also show the maximum speeds for each Message Style. Maximum speeds for most styles are for solid printed characters at a printhead to product distance of 12mm, apart from the 25 Western Flexible Tall and Fixed Tall Message Styles. Wide Message Styles give faster print speeds with a wider gap between printed drops. Flexible Message Styles enable printing with different font

heights in a message. PrintSync® technology delivers consistent print quality right up to the maximum speeds as in the table.

The 25 High Western Flexible Tall and Fixed Tall Message Styles are designed to give large and clear print on secondary packaging cartons, and are printed using a printhead to product distance of 33mm.

Please note that the appearance of printed codes depends upon the substrate, the ink type used, printhead to product distance, and other application details.

| Message Style                             | Number of Lines of Print* |      |   |             | Message Height (mm) | Horizontal Drop Pitch (mm) | Maximum Line Speed |            |          |            |          |            |          |            |
|---|---------------------------|------|---|-------------|---------------------|----------------------------|--------------------|------------|----------|------------|----------|------------|----------|------------|
|   |                           |      |   |             |                     |                            | 8900               |            | 8910     |            | 8920     |            | 8940     |            |
|   |                           |      |   |             |                     |                            | Feet/Min           | Metres/Sec | Feet/Min | Metres/Sec | Feet/Min | Metres/Sec | Feet/Min | Metres/Sec |
| 1x5 Western Fixed                         | 5                         |      |   |             | 1.8                 | 0.365                      | 574.8              | 2.92       | 718.5    | 3.65       | 718.5    | 3.65       | 718.5    | 3.65       |
| 1x7 Western Fixed                         | 7                         |      |   |             | 2.5                 | 0.365                      | 479.0              | 2.43       | 718.5    | 3.65       | 718.5    | 3.65       | 821.1    | 4.17       |
| 1x16 Western Flexible                     | 16                        | 7    |   |             | 5.6                 | 0.365                      | 147.3              | 0.75       | 164.2    | 0.83       | 164.2    | 0.83       | 185.4    | 0.94       |
| 1 x 18 Western Flexible                   | 16                        | 9+7  |   |             | 6.4                 | 0.365                      | 102.3              | 0.52       | 139.7    | 0.71       | 139.7    | 0.71       | 159.4    | 0.81       |
| 1x21 Western Flexible                     | 21                        |      |   |             | 7.4                 | 0.365                      | 80.9               | 0.41       | 94.2     | 0.48       | 94.2     | 0.48       | 106.5    | 0.54       |
| 1x25 Western Flexible                     | 25                        |      |   |             | 8.8                 | 0.365                      | 76.6               | 0.39       | 102.3    | 0.52       | 102.3    | 0.52       | 114.1    | 0.58       |
| 1x34 Western Flexible                     | 32                        | 16   | 9 | 4x7/<br>5x5 | 12.0                | 0.365                      |                    |            |          |            | 38.0     | 0.19       | 43.9     | 0.22       |
| 1x12 + 1x7 Western Fixed                  | 12                        | 7    |   |             | 7.4                 | 0.365                      | 80.9               | 0.41       | 94.2     | 0.48       | 94.2     | 0.48       | 106.5    | 0.54       |
| 1x16 + 1x7 Western Fixed                  | 16                        | 7    |   |             | 8.8                 | 0.365                      | 76.6               | 0.39       | 102.3    | 0.52       | 102.3    | 0.52       | 114.1    | 0.58       |
| 2x7 Western Fixed                         | 7                         | 7    |   |             | 5.6                 | 0.365                      | 287.4              | 1.46       | 410.5    | 2.09       | 410.6    | 2.09       | 442.1    | 2.25       |
| 3x7 Western Fixed                         | 7                         | 7    | 7 |             | 8.7                 | 0.365                      | 164.2              | 0.83       | 198.2    | 1.01       | 198.2    | 1.01       | 220.5    | 1.12       |
| 1x25 Western Flexible Tall and Fixed Tall | 25                        |      |   |             | 20.0                | 0.819                      |                    |            | 98.4     | 0.50       | 98.4     | 0.50       | 113.2    | 0.58       |
| 4x7 Western Fixed                         |                           |      |   | 7           | 11.5                | 0.365                      |                    |            |          |            | 100.8    | 0.51       | 112.8    | 0.57       |
| 1x5 Western Fixed Wide                    | 5                         |      |   |             | 2.4                 | 0.469                      |                    |            | 1230.9   | 6.25       | 1230.9   | 6.25       | 1230.9   | 6.25       |
| 1x7 Western Fixed Wide                    | 7                         |      |   |             | 3.7                 | 0.550                      |                    |            | 962.4    | 4.89       | 962.4    | 4.89       | 1082.7   | 5.50       |
| 1x16 Western Flexible Wide                | 16                        | 7    |   |             | 8.5                 | 0.540                      |                    |            | 368.1    | 1.87       | 368.1    | 1.87       | 403.5    | 2.05       |
| 1x13 Western Flexible Wide                | 12                        | 7+5  |   |             | 10.2                | 0.820                      |                    |            |          |            | 717.3    | 3.64       | 807.1    | 4.10       |
| 1x23 Western Flexible Wide                | 21                        | 16+7 | 7 | 5           | 12.0                | 0.530                      |                    |            |          |            | 139.2    | 0.71       | 154.5    | 0.79       |
| 2x5 Western Fixed Wide                    |                           | 5    |   |             | 5.8                 | 0.430                      |                    |            |          |            | 677.2    | 3.44       | 677.2    | 3.44       |
| 2x7 Western Fixed Wide                    |                           | 7    |   |             | 6.6                 | 0.430                      |                    |            |          |            | 483.7    | 2.46       | 520.9    | 2.65       |
| 3x5 Western Fixed Wide                    |                           |      | 3 |             | 9.2                 | 0.530                      |                    |            |          |            | 463.8    | 2.36       | 463.8    | 2.36       |

\* Maximum Height in Drops per Character.

\*Western\* styles print alphanumeric characters in most languages. Hindi, Thai and Chinese styles are also available in certain sizes for printing Hindi, Thai and Chinese characters.

# FLEXIBLE MESSAGE STYLES PRINT SAMPLES

## 1x16 WESTERN FLEXIBLE

1X16 MATRIX 1X7 MATRIX 12345  
1X7 MATRIX 12345

## 1x21 WESTERN FLEXIBLE

1X21 MATRIX 1X12 MATRIX 1X9 MATRIX 1X5 MATRIX  
1X7 MATRIX 12345678 1X9 MATRIX 1X5 MATRIX

## 1x25 WESTERN FLEXIBLE

1X25 MATRIX 1X16 MATRIX 1X7 MATRIX 12345  
1X7 MATRIX 1234567890 1X7 MATRIX 12345

Shown above are just some examples of Flexible Message Styles.

## FLIPPED MESSAGES (REVERSE / INVERSE)


3393V3R 1H4EK3E

## ROTATED CHARACTERS

HOZM4 -HCEM7

## LOGOS AND BARCODES

*LINX*



*LINX PRINTING TECHNOLOGIES*

## CHINESE MESSAGE STYLES

| Message Style           | Number of Lines of Print* |    |  |  | Message Height (mm) | Horizontal Drop Pitch (mm) | Maximum Line Speed |            |          |            |          |            |          |            |
|-------------------------|---------------------------|----|--|--|---------------------|----------------------------|--------------------|------------|----------|------------|----------|------------|----------|------------|
|                         |                           |    |  |  |                     |                            | 8900               |            | 8910     |            | 8920     |            | 8940     |            |
|                         |                           |    |  |  |                     |                            | Feet/Min           | Metres/Sec | Feet/Min | Metres/Sec | Feet/Min | Metres/Sec | Feet/Min | Metres/Sec |
| 1x9 Chinese Flexible**  | 9                         |    |  |  | 3.2                 | 0.365                      | 319.0              | 1.62       | 319.0    | 1.62       | 319.3    | 1.62       | 359.3    | 1.83       |
| 1x12 Chinese Flexible** | 12                        |    |  |  | 4.2                 | 0.365                      | 205.2              | 1.04       | 205.2    | 1.04       | 205.3    | 1.04       | 229.9    | 1.17       |
| 2x9 Chinese Fixed**     | 9                         | 9  |  |  | 6.9                 | 0.365                      | 155.3              | 0.79       | 155.3    | 0.79       | 155.3    | 0.79       | 169.1    | 0.86       |
| 2x12 Chinese Fixed**    | 12                        | 12 |  |  | 9.0                 | 0.365                      | 95.8               | 0.49       | 95.8     | 0.49       | 95.9     | 0.49       | 104.5    | 0.53       |

\* Maximum Height in Drops per Character. \*\* 'Chinese' message styles are specifically designed for use with Chinese characters

'Western' styles print alphanumeric characters in most languages. Hindi, Thai and Chinese styles are also available in certain sizes for printing Hindi, Thai and Chinese characters.

# COLOURS / LANGUAGES PRINT SAMPLES

## 1x25 WESTERN FLEXIBLE (BLUE)

1X25 MATRIX 1X16 MATRIX 1X7 MATRIX 12345  
1X7 MATRIX 1234567890 1X7 MATRIX 12345  
1X7 MATRIX 12345

## 1x25 WESTERN FLEXIBLE (RED)

1X25 MATRIX 1X16 MATRIX 1X7 MATRIX 12345  
1X7 MATRIX 1234567890 1X7 MATRIX 12345  
1X7 MATRIX 12345

## 1x25 WESTERN FLEXIBLE (ULTRAVIOLET)

1X25 MATRIX 1X16 MATRIX 1X7 MATRIX 12345  
1X7 MATRIX 1234567890 1X7 MATRIX 12345  
1X7 MATRIX 12345

## SIMPLIFIED CHINESE

年月日时分秒前后有效期限生产合格班次批

## SIMPLIFIED / TRADITIONAL CHINESE

撒洒萨塞赛三叁伞散桑扫嫂色涩涩森僧杀沙

## HINDI

औ ऐ आ ई ऊ भ ङ घ ध झ ञ ओ ए अ इ उ फ र ख थ छ ठ आँ

## CYRILLIC





ЙЦУКЕНГШЩЗХЪФЫВАПРОЛД

## JAPANESE

タテイスカンナニラセチトシハキクマヌフ

Shown above are just some examples of characters printable with the Linx 8900. In addition, West/East European, Americas and Turkish characters can also be printed.

# FIXED / FLEXIBLE MESSAGE STYLES PRINT SAMPLES

| Message Style   |  |   |  |
|---|--|---|--|
| 1x5 WESTERN FIXED / BOLD<br>1X5 MATRIX BOLD   | 1x5 WESTERN FIXED WIDE<br>1 X 5 WIDE   | 1x7 WESTERN FIXED / BOLD<br>1X7 MATRIX BOLD   | 1x7 WESTERN FIXED WIDE<br>1 X 7 WIDE                                   |
| 1x13 WESTERN FLEXIBLE WIDE<br>1X12 ABC 1X7 DEF<br>1X5 GHI   |  |   |  |
| 1x16 WESTERN FLEXIBLE<br>1X16 MATRIX ABCDE123   |  |   | BOLD   |
| 1x21 WESTERN FLEXIBLE<br>1X21 MATRIX  |  |   | BOLD   |
| 1x25 WESTERN FLEXIBLE<br>1X25 MATRIX  |  |   | BOLD   |
| 1x34 WESTERN FLEXIBLE<br>1X34 ABC 1X16 123<br>1X16 456  |  |   |  |
| 1x12 WESTERN FIXED + 1x7 WESTERN FIXED<br>1X12 MATRIX ABCDE 1234567<br>1X7 MATRIX ABCDEFGHIJKLMNOPQRSTUVWXYZ 1234567890 |  |   |  |
| 1x16 WESTERN FIXED + 1x7 WESTERN FIXED<br>1X16 MATRIX ABCDE 12345<br>1X7 MATRIX ABCDEFGHIJKLMNOPQRSTUVWXYZ 1234567890   |  |   |  |
| 2x7 WESTERN FIXED<br>1X7 MATRIX ABCDEFGHIJKLMNOPQRSTUVWXYZ<br>1X7 MATRIX ABCDEFGHIJKLMNOPQRSTUVWXYZ                     |  | 3x7 WESTERN FIXED<br>1X7 MATRIX ABCDEFGHIJKLMNOPQRSTUVWXYZ<br>1X7 MATRIX ABCDEFGHIJKLMNOPQRSTUVWXYZ<br>1X7 MATRIX ABCDEFGHIJKLMNOPQRSTUVWXYZ  |  |
| 2x5 WESTERN FIXED WIDE<br>1X5 12345 AB<br>1X5 67890 FG  | 2x7 WESTERN FIXED WIDE<br>1X7 ABCDE 1234<br>1X7 EFGHI 5678   | 3x5 WESTERN FIXED WIDE<br>1X5 1234<br>1X5 ABCD<br>1X5 EFGH  | 4x7 WESTERN FIXED WIDE<br>1X7 ABCD<br>1X7 1234<br>1X7 EFGH<br>1X7 6789 |
| 2x16 WESTERN FIXED<br>1X16 ABC<br>1X16 123  | 25 WESTERN FLEXIBLE<br>  | 1X34 WESTERN FLEXIBLE<br>  BS3943 |  |
| 25 WESTERN FIXED TALL<br>CARTON   |  |   | BOLD<br>AT   |

The above samples shows Bolded x2 Message Styles. A bold factor of up to 9 can be used if required.



**GSI**  
GRAPHIC SOLID INKS

[www.gsinks.com](http://www.gsinks.com)

**LINX**

**THINKING ALONG YOUR LINES**

For more information, contact Graphic Solid Inks, Inc. (GSI)

5790 Shiloh Rd, STE 100, Alpharetta GA 30005 Telephone 678.264.4008 Fax 678.264.4006 Email [info@gsinks.com](mailto:info@gsinks.com) Website [www.gsinks.com](http://www.gsinks.com)

© Linx Printing Technologies Ltd 2017.